

## EARTHQUAKE ANALYSIS ON MULTISTOREY BUILDING

\* G RAMESH, \*\*A UPENDER, \*\*\*KASI REKHA

\*MTech student, Dept of CIVIL, AVN Institute of Engineering and Technology, Hyderabad, TS, India.

\*\* Assistant Professor, Dept of CIVIL, AVN Institute of Engineering and Technology, Hyderabad, TS, India.

\*\*\* Associate Professor & HOD, Dept of CIVIL, AVN Institute of Engineering and Technology, Hyderabad, TS, India.

### ABSTRACT:

High rise structures are commonly influenced by sidelong loads and are vulnerable against seismic forces. One of the essential drivers for disappointment of structures is their characteristic (either plan irregularity or vertical anomaly) and improper examination of high rise steel structures. As it is known different methodologies are available for the associate examination of structures and other partner organizing structures under seismic activities. The contrasts between the methods lie in the manner how they combine the seismic data and in the justification of the structure. In this examination the purpose is to separate the response of a high rise structure to ground progress using Response Spectrum Analysis. In this method bay frame model structure and shear divider packaging are considered in Staad Pro. In like manner change in the time span, persistence, base shear are done by maintaining a strategic distance from structure is watched and examined.

**Keywords:** *STAAD Pro, Seismic analysis, Shear divider.*

### 1. INTRODUCTION:

A huge segment of India is defenceless to harming levels of seismic risks. Henceforth, it is important to consider the seismic burden for the plan of tall structure. . The different sidelong weight burden opposing frameworks utilized in elevated structure are: 1.Bare casing 2.Brace casing 3.Shear divider outline. In tall structure the

sidelong loads because of seismic tremor involve concern. These level forces can make principal problems in the structure, initiate unwanted worries in the structure, create bothersome vibrations or cause unnecessary sidelong influence to the formation. Influence or float is the size of the sidelong uprooting at the highest point of the structure with respect to its base customarily; seismic plan methodologies are



expressed as the structure ought to have the option to guarantee the minor and continuous shaking power without supporting any harm, therefore leaving the structure effective after the seismic occasion. The structure ought to withstand moderate degree of tremor ground movement without basic harm, however potentially with some auxiliary just as non-basic harm. This point of confinement state may relate to seismic tremor power equivalent to the most grounded either experienced or conjecture at the site .In present investigation the impact of exposed casing, prop edge and shear divider edge is contemplated under the quake stacking. The outcomes are contemplated for reaction range strategy. The fundamental parameters considered in this investigation are to think about the seismic exhibition of various models which are story float, base shear, story avoidance and timeframe. As of late, the vast majority of the elevated structures may have storm cellar utilized as parking areas or shopping-shopping centres and so on. It is ordinarily accepted that the structure is fixed at the ground level in the examination and the storm cellar is excluded in the explanatory model. Utilizing this suspicion, the parallel firmness of the structure might be Over-assessed since the adaptability presented by the storm cellar is disregarded. Thus the common time frames might

be abbreviated and the dynamic reaction of a structure might be misestimate because of this off base forecast of the parallel solidness. As a rule, just gravity burdens are considered in planning the storm cellar structure without the impact of sidelong powers as seismic tremor burdens connected to the super structure .such be that as seismic burdens connected to the super structure will influence the part powers in the storm cellar structure. The past enquires on structures with cellar were just centered around the dynamic conduct of a structure utilizing a streamlined model and couldn't cover the impact of seismic loads on storm cellar secondary individuals. The impact of the cellar on the seismic reaction of tall structures and the impact of the seismic loads on the part power of the storm cellar were explored in this investigation. Particularly in seismic investigation of elevated structure structures with storm cellar it is of down to earth significance to acquire an exact estimation of the high shear power following up on the storm cellar structure. Subsequently the shear power in the cellar is painstakingly explored in this investigation. A productive strategy is proposed for the examination of tall structures considering the impacts of storm cellar by utilizing incomplete or full inflexible tolerance and grid build up system. Earthquake has consistently been a danger to



human progress from the day of its reality, pulverizing human lives, property and synthetic structures.

### Objectives:

The principle destinations of present investigation include:

- The impact of kind of shear dividers on basic reaction under seismic stacking
- Dynamic investigation of confined structures utilizing Time History Method, Response Spectrum Method and Equivalent Static Method
- To execute dynamic investigation of the structure utilizing reaction range strategy.

## 2. LITERATURE SURVEY:

### **Y.M. Fahjan & J. Kubin & M.T. Tan (2010)**

The extensive stretch parts of solid ground movement of tremors have noteworthy impact on super highrise structures and huge range structures. However it can't be assessed by the ordinary unique conditions dependent on quickening parameters because of the confinement of reaction spectra for seismic plan of structures. In this paper, the accessibility of utilizing speed and dislodging spectra for seismic plan has been considered with the relevance of

**Volume XIII, Issue IV, 2022**

**March**

time history investigation of structures set forward. The hypothesis of vitality technique and its functional worth are additionally talked about. At long last, another methodology is proposed for investigations of the seismic reaction and harm measure dependent on the connection between momentary vitality of tremor activities and greatest relocations of the auxiliary reaction.

### **G. Nandini Devi, K.Subramanian & A.R.Santhakumar (June 2009)**

There are numerous approaches to fulfill an essential solicitation to choose contributing waves for a period history investigation. The reaction range of the chose seismic tremor waves must be agreement with the structured reaction range in the measurable sense. A few strategies to choose seismic tremor waves generally utilized by and by are talked about. Another technique (Plan C in the content) for choosing the contributing waves is proposed in the paper. The new strategy controls two recurrence areas, which are relating to the level scope of the planned reaction range and the common time of structure.

**Kevadkar M.D., Kondag (2000)** In view of enormous amounts of research consequences of seismic harm at home and abroad, a three-level execution target of seismic harm of strengthened solid structures is developed according to plan

<http://ijte.uk/>



quake levels controlled in Chinese seismic code. At that point, for shear type reinforced solid structures, the strategies for the figuring of tri-straight reestablishing force model parameters and seismic harm record of between story columns— compression — flexure members are introduced. Thirdly, seismic harm execution based plan methodologies of rein-constrained solid structures are presented, which incorporate the straightforwardly checking methodology of seismic damage . furthermore, the in a roundabout way checking methodology through checking proportional deformation. Finally, a structure model illustrates that the plan technique displayed in this paper is attainable.

**Mukharjee Abhijit, Mangesh Joshi (2012)**

Strategies for creating counterfeit seismic tremor accelerograms is in a matter of seconds looked into, and a comparable stationary estimated aggregate dispersion of the most extreme reaction to non-stationary random excitation is proposed in this paper. The mean reaction spectra changed over from Kanai's capacity range with phantom intensityfactor  $G_0 = 0.0126\text{ft}^2/\text{sec}^8$ , channel parameters  $\delta=0.64$  and  $w_8 = 15.6\text{rad}/\text{sec}$  utilizing the estimated dispersion are reliable with Housner's normal speed spectra. This implies for real seismic tremor accelerograms their capacity

range relates to mean reaction range. Along these lines the transformation connection between power range and mean reaction range can be acquired from the estimated circulation. With the power range changed over from the objective reaction range, it is anything but difficult to create the fake accelerograms good with reaction range. Examination of the reaction range of counterfeit accelerograms with the objective range demonstrates that the fake accelerograms in this manner acquired have adequate exactness and can be utilized for seismic reaction investigation and Monte Carlo . reenactments.

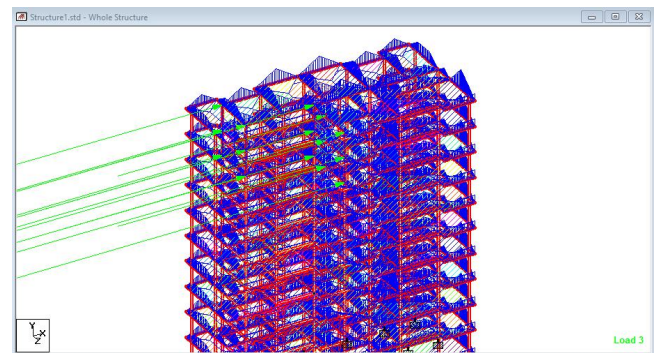
**Bales et al. (2009)** In view of the past investigation of H. B. Seed and V. Streeter, another distinction approach is displayed in the paper, utilizing characteristicdifference crossover technique. Movement conditions of visco-elastoplastic soil under the excitation of seismic shear wave are illuminated (reference section i). Presenting the idea of damping corruption coefficient, an improved articulation of the rot.linear properties of soil is grown with the goal that the stacking and emptying bend, I. e. the summed up Masing bend, is in consistence with both the shear modulus-shear strain bend and the damping proportion shear strain bend (informative supplement ii). The seismic reaction

of soil layer can be assessed helpfully by the methodology and the processed program exhibited in the paper. The methodology can be additionally utilized in the microzonation, thinking about the impact of site soil and in the calculation of reaction spectra.

### **3. MATERIALS AND METHODOLOGY**

A huge portion of India is defenseless to harming levels of seismic forces. Consequently it is important to consider the seismic burden for the plan of elevated structure. In tall structure the parallel loads because of seismic tremor involve concern. These sidelong powers can create basic worries in the structure, instigate unwanted worries in the structure, initiate unfortunate vibrations or cause unbalanced parallel influence of the structure. Influence or float is the size of the parallel dislodging at the highest point of the structure with respect to its base customarily, seismic plan methodologies are expressed as the structure ought to have the option to guarantee the minor and regular shaking power without supporting any harm, therefore leaving the structure useful later than the occasion. The structure ought to withstand moderate degree of seismic tremor ground movement without any basic harm. This farthest point state may compare to seismic tremor power equivalent to the most

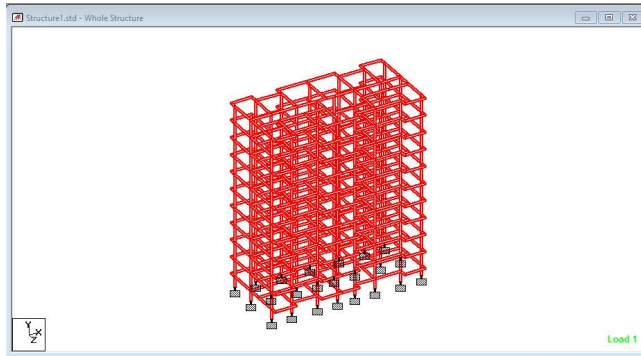
grounded either experienced or assumption at the site In present investigation the impact of exposed casing, support casing and shear divider casing is contemplated under the quake stacking. The outcomes are contemplated for reaction range strategy. The fundamental parameters considered in this examination to look at the seismic presentation of various models are story float, base shear, story diversion and timeframe.



**Fig.3.1. Self-weight Z1.**

Sufficient strength is to be guaranteed in elevated structures for protection from parallel burdens initiated by wind or seismic occasions. Equipped solid shear dividers are intended for structures situated in seismic regions as a result of their high bearing limit, high malleability and inflexibility. In tall structures, shaft and segment measurements work out enormous and strengthening at the pillar section joins are very substantial so that there is a ton of obstructing at these joints and it is hard to place and vibrate concrete at these spots which does not add to the

wellbeing of structures. These common sense troubles call for presentation of shear dividers in High ascent structures. Structures designed with basic dividers are quite often stiffer than surrounded structures, diminishing the likelihood of exorbitant disfigurement and subsequently harm. RC multiple storyed structures are satisfactory for opposing both the vertical and level burden.



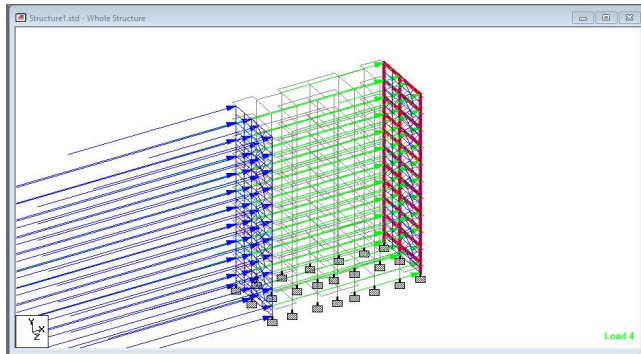
**Fig.3.2. Sseismic loads**

At the point when such structures are planned without shear dividers, bars and segment sizes are very overwhelming. Shear dividers maybe ended up as basic from the perspective of affordable and control huge diversion. Parallel powers i.e the powers connected on a level plane to a structure got from winds or tremors cause shear and toppling minutes in dividers. The shear powers will in general tear the divider similarly as though you had a bit of paper joined to a casing and changed the edge's shape from a

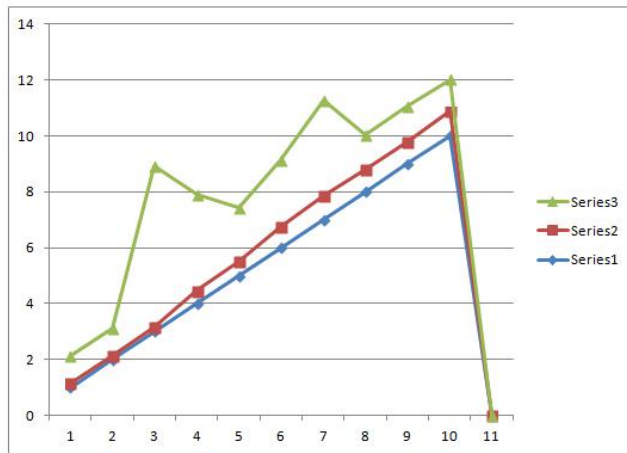
square shape to a Parallelogram. The modification of shape from a square shape to parallelogram is referred as racking. Towards the finish of shear dividers there is an inclination for the divider to be pushed down towards the end far from the power. This activity gives protection from upsetting minutes.

Horizontal burdens can grow high anxieties, produce influence development or cause vibration. In this way, it is critical to have adequate quality for the structure against vertical burdens. Seismic vibration and wind powers are the main significant horizontal powers that affect the structures. The capacity of parallel burden opposing frameworks or structure is to retain the vitality initiated by these sidelong powers by moving or distorting without breakdown. The guarantee of auxiliary type of a tall structure or elevated structure would flawlessly include just the game plan of the major basic components to oppose most proficiently the different blends of sidelong loads and gravity loads .The taller and more slim is the structure the more significant the basic elements will become and the more vital it is to pick a fitting basic structure or the parallel stacking framework for the structures. In tall structures which are intended for a comparative reason and of a similar stature and material, the

effectiveness of the structures can be analyzed by their weight per unit floor province.



**Fig.3.3 Y ranges 40-50 F loads 10 GY.**



**Fig.3.4. Different variations of load cases of G+10 building.**

### **CONCLUSION**

After a presentation which clarifies why there are such enormous amounts of defenceless structures in zones of high or moderate seismic danger. We have taken the particular case of Nainital in uttarakhand coming under zone IV . The paper continues with an illustrative portrayal of the seismic activity and after that watches out

for the issue of assessing the seismic resistance and defencelessness of structures. The use of the approach is familiar with strengthened cement G+10 working in uttarakhand. Specifically, the ideas of shear dividers on basic reaction under seismic stacking over-limitation become effectively comprehended and acknowledged. We have considered the G+10 fabrication exposed against shakes and quickly depicts the significant standard and imaginative techniques for seismic zones. Dynamic analysis for simple structures can be carried out manually but for complex structure finite element analysis can be used to calculate the mode shapes and frequencies. Depending upon the accuracy of results needed and the importance of the building that should be analyzed. Various seismic analysis procedures can be adopted like linear static analysis, non linear static analysis, linear dynamic analysis and non linear dynamic analysis. For smaller structures response spectrum analysis or equivalent static analysis can be used with little effort .non linear relationship between force and displacement in multi storey building structures may be determined easily with the application of nonlinear static pushover analysis. This system is accomplished in every way that really matters by use of springs in strategy, driving really to base detachment. One of the two springs in

arrangement refers to the structure and the different refers to the base separation framework. The upgraded resistance of the structures to the course action of seismic tremor clearly shows the reasonableness of the strategy. While all around improved seismic execution in like manner ascends out of the application.

### REFERENCES

1. BSSC (1997a). "FEMA 273: NEHRP Guidelines for the Seismic Rehabilitation of Buildings", Building Seismic Safety Council, Washington, D.C., U.S.A
2. BSSC (1997b). "FEMA 274: NEHRP Commentary on the Guidelines for the Seismic Rehabilitation of Buildings", Building Seismic Safety Council, Washington, D.C., U.S.A.
3. BSSC (2000). "FEMA 356: Pre-Standard and Commentary for the Seismic Rehabilitation of Buildings", Building Seismic Safety Council, Washington, D.C., U.S.A
4. CEN (1998). "Eurocode 8: Design Provisions for Earthquake Resistance of Structures", Comité Européen de Normalization, Brussels, Belgium.
5. Comité Européen de Normalization, Brussels, Belgium. Chopra, A.K. (2001). "Elements of Structures – Theory and Applications to Earthquake Engineering", Prentice Hall, Upper Saddle River, U.S.A
6. Clough, R.W. also, Penzien, J. (1993). "Elements of Structures", McGraw-Hill, New York, U.S.A.
7. Huang, Y., Wada, An., Iwata, M., Mahin, S.A. also, Connor, J.J. (2001). "Plan of Damage-Controlled Structures" in "Imaginative Approaches to Earthquake Engineering (altered by G. Oliveto)", WIT Press, Ashurst, U.K., pp. 85-118.
8. Marletta, M. (2002). "Vulnerabilità Sismica e Adeguamento di Edifici in Cemento Armato", Ph.D. Paper, University of Catania, Catania, Italy.
9. Oliveto, G. also, Decanini, L.D. (1998). "Fix and Retrofit of a Six Story Reinforced Concrete Building Damaged by the Earthquake in South-East Sicily on thirteenth December 1990", Soil Dynamics and Earthquake Engineering, Vol. 17, pp. 57-71.
10. Oliveto, G., Calì, I. also, Marletta, M. (2001). "Seismic Resistance and Vulnerability of Reinforced Concrete Buildings Not Designed for Earthquake Action" in "Imaginative Approaches to Earthquake Engineering (altered by G.



Oliveto)", WIT Press, Ashurst, U.K., pp.  
119-201.